

LONGWAY OUTDOOR





Outdoor Collection

Benches, armchair, and chaise longue

Powder coated steel frame covered with inner flow-through polyurethane foam upholstered with fabric suitable for outdoor use.

Legs: Brushed stainless steel, 16.5" high

Covers Available in Anzea Outdoor Selections: Breakers, Grass Party, Grasscloth, Grit, Hadley, Halsey, Handloom, Loomis, Metro, Pacific-O, Pure & Simple, Silicon Prime, Silvertex, or Splash

	yds	com	1	2	3	4	5	6	7	8	9	10	wt
Module A IE01 110w, 27d, 31h, 16.5sh 	6	4,330	4,630	4,870	5,110	5,350	5,590	5,830	6,070	6,310	6,550	6,790	164
Module E IE39 104w, 27d, 30h, 16.5sh inner curve width 61.5 	7.5	5,400	5,775	6,075	6,375	6,675	6,975	7,275	7,575	7,875	8,175	8,475	158
Module N IE07 27w, 39.5d, 30h, 16.5sh 	7	3,268	3,618	3,898	4,178	4,458	4,738	5,018	5,298	5,578	5,858	6,138	119
Module O IE08 27w, 75d, 36.5h, 12h foot 	3.75	4,746	4,934	5,084	5,234	5,384	5,534	5,684	5,834	5,984	6,134	6,284	87
LONGWAY INFO		MGANH4008 ganging device in powder coat black 08 for use with curved Longway E benches										67	
LONGWAY INFO		MGANH0108 ganging device in powder coat black 08 for joining straight benches										54	



66
stainless
steel