

HOTEL

Cisotti & Laube






Base: metal frame in powder coat finishes; inner frame in Medium Density Fiberboard

Seat-Back: different density non deformable foam covered with polyester padding


Fire retardant foam meets California Bulletin 117A

Armrests: plywood and non deformable foam

Tables- Tablet Arms: metal frame in powder coat finish with top in standard laminate with MDF core;




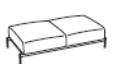


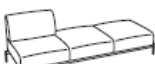





| | yds | com | 1 | 2 | 3 | 4 | 5 | 6 | 7 | 8 | 9 | 10 | wt |
|---|-----|-------|-------|-------|-------|-------|-------|-------|-------|-------|--------|--------|----|
| LOUNGE CHAIR | | | | | | | | | | | | | |
| with small armrests 36w, 32d, 29h, 16sh, 23ah IM01 | 5 | 3,089 | 3,339 | 3,539 | 3,739 | 3,939 | 4,139 | 4,339 | 4,539 | 4,739 | 4,939 | 5,139 | |
|  | | | | | | | | | | | | | |
| with large armrests 41w, 31.5d, 29h, 16sh, 23ah IM04 | 5 | 3,163 | 3,413 | 3,613 | 3,813 | 4,013 | 4,213 | 4,413 | 4,613 | 4,813 | 5,013 | 5,213 | |
| LOVESEAT | | | | | | | | | | | | | |
| with small armrests 65.5w, 32d, 29h, 16sh, 23ah IM02 | 8 | 4,496 | 4,896 | 5,216 | 5,536 | 5,856 | 6,176 | 6,496 | 6,816 | 7,136 | 7,456 | 7,776 | |
|  | | | | | | | | | | | | | |
| with large armrests 70w, 32d, 29h, 16sh, 23ah IM05 | 8 | 4,591 | 4,991 | 5,311 | 5,631 | 5,951 | 6,271 | 6,591 | 6,911 | 7,231 | 7,551 | 7,871 | |
| SOFA | | | | | | | | | | | | | |
| with small armrests 95w, 32d, 29h, 16sh, 23ah IM03 | 11 | 5,982 | 6,532 | 6,972 | 7,412 | 7,852 | 8,292 | 8,732 | 9,172 | 9,612 | 10,052 | 10,492 | |
|  | | | | | | | | | | | | | |
| with large armrests 100w, 32d, 29h, 16sh, 23ah IM06 | 11 | 6,082 | 6,632 | 7,072 | 7,512 | 7,952 | 8,392 | 8,832 | 9,272 | 9,712 | 10,152 | 10,592 | |
| SMALL TABLES | | | | | | | | | | | | | |
| SQUARE 32w, 32d, 16h IMT5 | | 1,166 | | | | | | | | | | | |
|  | | | | | | | | | | | | | |
| RECTANGULAR 48w, 24d, 13h IMT6 | | 1,219 | | | | | | | | | | | |
|  | | | | | | | | | | | | | |

Metal frame







HOTEL -- MODULAR ELEMENTS

All modules in terminal position must be combined with one of the following:
 an upholstered armrest (IMBS or IMBL), a table (IMT4) or a tablet arm (IMTDX or IMTSX)

| | yds | com | 1 | 2 | 3 | 4 | 5 | 6 | 7 | 8 | 9 | 10 | wt |
|---|---|-------|-------|-------|-------|-------|-------|-------|-------|-------|-------|-------|----|
| MODULE 1 SEAT 29.5w, 31.5d, 29h, 16sh IMS1  | 1 LOUNGE | | | | | | | | | | | | |
| | 3 | 2,356 | 2,506 | 2,626 | 2,746 | 2,866 | 2,986 | 3,106 | 3,226 | 3,346 | 3,466 | 3,586 | |
| MODULE 2 SEATS 59w, 31.5d, 29h, 16sh IMS2  | | | | | | | | | | | | | |
| | 6 | 3,940 | 4,240 | 4,480 | 4,720 | 4,960 | 5,200 | 5,440 | 5,680 | 5,920 | 6,160 | 6,400 | |
| MODULE 2 SEATS 59w, 31.5d, 29h, 16sh IMP2  | 1 LOUNGE - 1 OTTOMAN | | | | | | | | | | | | |
| | 4.75 | 3,590 | 3,828 | 4,018 | 4,208 | 4,398 | 4,588 | 4,778 | 4,968 | 5,158 | 5,348 | 5,538 | |
| MODULE SEATS 59w, 31.5d, 16h IMQ2  | 2 OTTOMANS | | | | | | | | | | | | |
| | 3.5 | 2,602 | 2,777 | 2,917 | 3,057 | 3,197 | 3,337 | 3,477 | 3,617 | 3,757 | 3,897 | 4,037 | |
| MODULE 3 SEATS 88.5w, 31.5d, 29h, 16sh IMS3  | 3 LOUNGES | | | | | | | | | | | | |
| | 9 | 5,369 | 5,819 | 6,179 | 6,539 | 6,899 | 7,259 | 7,619 | 7,979 | 8,339 | 8,699 | 9,059 | |
| MODULE 3 SEATS 88.5w, 31.5d, 29h, 16sh IMP3  | 2 LOUNGES - 1 OTTOMAN | | | | | | | | | | | | |
| | 7.75 | 5,065 | 5,453 | 5,763 | 6,073 | 6,383 | 6,693 | 7,003 | 7,313 | 7,623 | 7,933 | 8,243 | |
| MODULE 3 SEATS 88.5w, 31.5d, 29h, 16sh IMQ3  | 1 LOUNGE - 2 OTTOMANS | | | | | | | | | | | | |
| | 6.5 | 4,574 | 4,899 | 5,159 | 5,419 | 5,679 | 5,939 | 6,199 | 6,459 | 6,719 | 6,979 | 7,239 | |
| ANGLE MODULE 31.5w, 31.5d, 29h, 16sh IMS4  | | | | | | | | | | | | | |
| | 4 | 3,179 | 3,379 | 3,539 | 3,699 | 3,859 | 4,019 | 4,179 | 4,339 | 4,499 | 4,659 | 4,819 | |
| LARGE ARMREST 5.5w, 31.5d, 16h IMBL  | | | | | | | | | | | | | |
| | 1.5 | 440 | 515 | 575 | 635 | 695 | 755 | 815 | 875 | 935 | 995 | 1,055 | |
| SMALL ARMREST 3w, 31.5d, 16h IMBS  | | | | | | | | | | | | | |
| | 1.5 | 338 | 413 | 473 | 533 | 593 | 653 | 713 | 773 | 833 | 893 | 953 | |
| TABLET ARMS | Right (DX) and Left (SX) refer to position when seated. Metal frame with top in laminate with MDF core; 12w, 32d, 21h | | | | | | | | | | | | |
| IMTDX, RIGHT  | | 598 | | | | | | | | | | | |
| IMTSX, LEFT  | | 598 | | | | | | | | | | | |

JOINING TABLES Laminate top in standard colors; Segis powder coat frame

| | | | |
|---------------------|-------------------------------------|---|------|
| IMT1 TABLE | 32w, 32d, 14h for 90° Angle Joining |  | 1030 |
| IMT2 TABLE | 26w, 32d, 14h for 45° Angle Joining |  | 839 |
| IMT3 TABLE | 12w, 32d, 14h for Linear Joining |  | 573 |
| IMT4 TERMINAL TABLE | 12w, 32d, 14h |  | 549 |

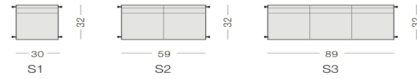
HOTEL

Cisotti & Laube / 2018



Modules

Seat-back



Only seat



Armrests



Tablet-arm



Joining tables



Terminal table



Tables



Compositions

