





# CAPO TAVOLA

Massimo Mussapi

Base: satin anodized aluminum; adjustable low or fixed height tall version  
 Tops: choice of HPL laminate .4" thick or top made of high resistance aluminum and rubber sandwich with PVC shock resistant edge

			dimensions	wt
ADJUSTABLE HEIGHT TABLE C300TB ALUMINUM TOP, 12" base		822	19.5dia top, 12dia base, 21.5-31.5h	21
TALL FIXED HEIGHT TABLE C300TA ALUMINUM TOP; 15" base		960	19.5dia top, 15dia base, 40h	31
ADJUSTABLE HEIGHT TABLE C300HB HIGH PRESSURE LAMINATE TOP		685	19.5dia top, 12dia base, 21.5-31.5h	21
TALL FIXED HEIGHT TABLE C300HA HIGH PRESSURE LAMINATE TOP		821	19.5dia top, 15dia base, 40h	31

Frame



SO

Aluminium top



AL

HPL tops



BI