

# BOOM ROUND UTS

Base - Columns: steel in powder coat finishes or chrome; cylindrical column 2.4" diameter  
 chrome bases have a stainless steel cover  
 Floor protection: plastic pad under round bases  
 Fixing plates: technopolymer except as noted below  
 Tops: are not included; order separately

dimensions wt

## ROUND BASE, LOW COCKTAIL HEIGHT

**T0645-D**  
 for 24-30" round/square tops



powder coat 465 02 chrome 525

18dia, 16h 25

## ROUND BASE, COCKTAIL HEIGHT

**T0645-E**  
 for 24-30" round/square tops



powder coat 469 02 chrome 529

18 dia, 18h 26

## ROUND BASE

**T0645-P**  
 for 24-30" round/square tops



powder coat 511 02 chrome 571

18dia, 29h 29

## TALL ROUND BASE

**T0645-B**  
 for 24" round tops



powder coat 568 02 chrome 642

18dia, 41.5h 32

## ADJUSTABLE ROUND BASE

**T0645-R**  
 steel fixing plate  
 pneumatic height adjustment  
 for 24" round tops



powder coat 820 02 chrome 914

18dia, 28-40h 38

## ROUND BASE

**T0653-P**  
 die-cast aluminum fixing plate  
 for 30-40" round tops  
 for 28-32" square tops



powder coat 696 02 chrome 790

24dia, 29h 38

## TALL ROUND BASE

**T0653-B**  
 die-cast aluminum fixing plate  
 for 28-32" round tops



powder coat 734 02 chrome 832

24dia, 41.5h 42

## ROUND BASE

**T0647-P**  
 die-cast aluminum fixing plate  
 3.15" diameter column  
 for 36-60" round tops  
 for 36-40" square tops



powder coat 876 02 chrome 993

26dia, 29h 63

## TALL ROUND BASE

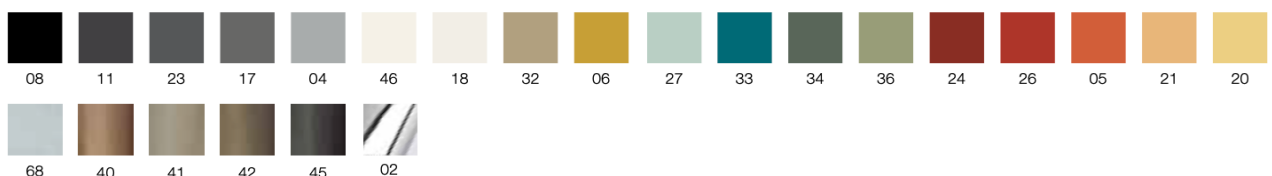
**T0647-B**  
 die-cast aluminum fixing plate  
 3.15" diameter column  
 for 30-40" round tops



powder coat 966 02 chrome 1,088

26dia, 41.5h 66

### Metal frame




# BOOM SQUARE

UTS

## SQUARE BASE with SQUARE COLUMN

Base - Columns: steel in powder coat aluminum finishes, chrome, or brushed stainless steel rectangular or square base with 2.4" square columns; metal fixing plates; adjustable feet  
 Note: Boom Rectangular Twin Base has two 2.4" square columns to support rectangular tops.  
 Tops: are not included; order separately



**SQUARE BASE**  
**T0236-P**  
 for 24-40" round tops  
 for 24-32" square tops



powder coat

549

02 chrome 591  
 66 brushed stainless 608

dimensions

19w, 19d, 29h

wt

45

**TALL SQUARE BASE**  
**T0236-B**  
 for 24-28" round tops  
 for 24" square tops



powder coat


615

02 chrome 656  
 66 brushed stainless 668

19w, 19d, 41.5h

48

**RECTANGULAR TWIN BASE**  
**T0239-P**  
 for 30x48-60" rectangular tops



powder coat

862

02 chrome

1,069

32w, 17d, 29h

52

## SQUARE BASE with ROUND COLUMN

Base - Columns: steel in powder coat finishes; cylindrical column 2.4" diameter; chrome bases have a stainless steel cover  
 Floor protection: four or six felt pads  
 Fixing plates: technopolymer except as noted below for adjustable base  
 Tops: are not included; order separately

**SQUARE BASE, COCKTAIL HEIGHT**  
**T0234-E**  
 for 24-30" round/square tops



powder coat

468

02 chrome

530

18w, 18d, 18h

26

**SQUARE BASE**  
**T0234-P**  
 for 24-30" round/square tops



powder coat

511

02 chrome

573

18w, 18d, 29h

29

**TALL SQUARE BASE**  
**T0234-B**  
 for 24" round tops



powder coat

568

02 chrome

643

18w, 18d, 41.5h

32

**ADJUSTABLE SQUARE BASE**  
**T0234-R**  
 steel fixing plate  
 pneumatic height adjustment  
 for 24" round tops



powder coat

820

02 chrome

914

18w, 18d, 28-40h

38

**RECTANGULAR TWIN BASE**  
**T0646-P**  
 for 30x48-60" rectangular tops



powder coat

785

02 chrome

887

34w, 18d, 29h

56

Metal frame

